

6.2.3.

/ ?

Speci cation

2.3.3)

2.2 .2.3).

6.2.4.

G BD A449 A A325 A490 BC,A354 ?

44

32

Speci cation,

3.1

1.

12

32

Speci cation.

Speci cation

6.2.5.

8 A A325 A490 AE 429 5 ?

42

32

42

4 0

32

4 0

42

6.2.6.

A A325 ?

32

1



32

32

4 0.


32

steelwise



6.5. Bolt Installation

6.5.1.



Speci cation
tion, .2.2,

6.6.2. C A A307
30

6.6.3.

Speci cation, .2

6.6.4.

Speci cation
.2.1.

6.6.5.

Speci cation
.2.2.

6.6.6.

2004 Speci cation
() .2.3.

6.6.7.

Speci cation.
.2.4

6.6.8.

Speci cation, .2.1 .2.4,

Speci cation

3 .1()5 (3
-0.014)3 . ()

6.7.2. B A C C C

()

.D

()

6.7.3.

C A B

0.30, 0.0.

(.4)

0.30.

6.7.4. A C C Specification

3.2.2(),

Guide to Design Criteria for Bolted and Riveted Joints

Specification, 3.2.2,

6.8. Inspection

6.8.1.

Specification,

6.8.2.

Specification

10,/

.1,

