



a. La9

AISC 360 D3.1 X
C
 X D3.1
 X ?

As used in AISC Specification Section D3.1, X can be but is not always the same as the similar variable shown in the AISC Steel Construction Manual dimensions and properties tables. The dimension in Section D3.1 is always measured perpendicular to faying surface of the connected element. For example,

steel interchange



ND M  F  c

I R ,
 M ?

Historically, the decision has been left to the EOR to determine applicable NDT methods and frequencies with a few exceptions. Codes such as AWS D1.1 provide NDT procedures and acceptance criteria, but application of such has been left for the EOR to determine and then place in their specification or general notes.

With the introduction of the 2010 AISC *Specification*, AISC has incorporated a new Chapter N—Quality Assurance and Quality Control. The intent of this new chapter is to provide engineers with a standard, or model, QA/QC plan. Included are inspector qualifications and required inspections, as well as inspection frequencies. Section N5.5—Nondestructive Testing of Welded Joints contains requirements for frequency and extent of NDT for welded joints. Hopefully, the Chapter N QA/QC Plan will prevent EORs, such as yourself, from having to “start from scratch,” so to speak, when determining inspection requirements for their projects.

Keith Land eb

 L  C_b

I AI C 360-05 E F1-1, C_b.
 3.0. AI C
 360-10. ?

The upper limit of 3.0 only applies to singly symmetric beams in reverse curvature. However, since the scope of application for AISC 360-05 Equation F1-1 included singly and doubly symmetric members loaded in single or double curvature, the upper limit of 3.0 was conservatively applied to the other cases.

In AISC 360-10, we removed the upper limit on Equation F1-1 and made a corresponding change to the scoping statement for the equation. AISC 360-10 Section F1(3) states that the equation for C_b (without the upper limit of 3.0) applies to “singly symmetric members in single curvature and all doubly symmetric members.” The last sentence of the User Note in this section sends the reader to the Commentary for other situations such as singly symmetric members in reverse curvature. Commentary Equation C-F1-3 applies specifically to singly symmetric beams in reverse curvature and includes the upper limit of 3.0

A more detailed discussion of this topic can be found in the Commentary to AISC 360-10 Section F1.

B ad Da i , S.E., Ph.D.

 9 F

. ? I
 - ?
 - ?

Figure 10-3 in the AISC *Manual* presents recommended distances for riding the fillet. This figure applies to snug-on-hhmax